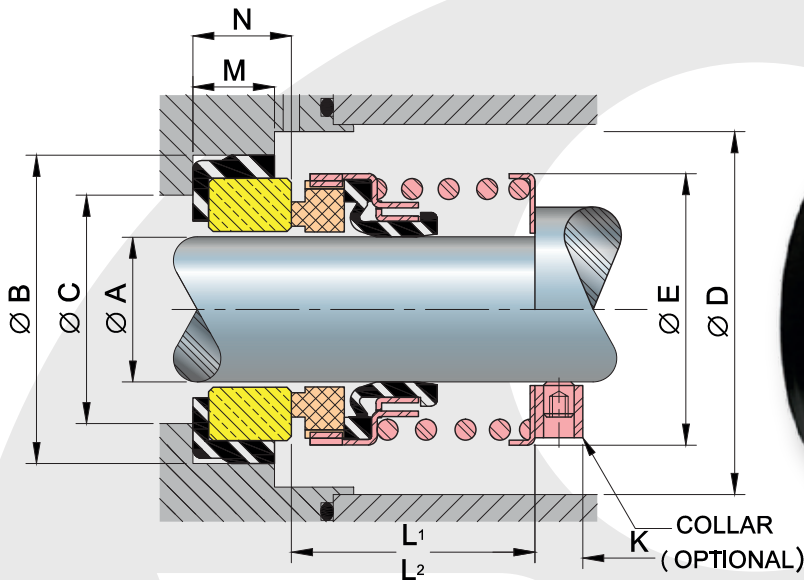


LINE A16








Dimensions (Inches)

A	B	C	D	E	L ₁	L ₂	K	M	N
±0.002	±0.002	REF.	MIN.	MAX.	±0.020	±0.020	±0.005	±0.005	±0.015
5/16	0.875	0.625	1.062	0.937	1.188	0.812	0.312	0.250	0.312
7/16	1.000	0.750	1.187	1.062	1.188	0.812	0.312	0.250	0.312
9/16	1.250	0.937	1.343	1.218	1.312	0.875	0.312	0.344	0.406
11/16	1.375	1.062	1.468	1.343	1.312	0.875	0.375	0.344	0.406
13/16	1.500	1.187	1.656	1.531	1.375	0.937	0.375	0.344	0.406
15/16	1.625	1.312	1.750	1.625	1.562	1.000	0.375	0.375	0.438
1-1/16	1.750	1.437	1.870	1.745	1.625	1.062	0.375	0.375	0.438
1-3/16	1.875	1.562	2.000	1.875	1.625	1.062	0.375	0.375	0.438
1-5/16	2.000	1.687	2.125	2.000	1.687	1.125	0.375	0.375	0.438
1-7/16	2.125	1.812	2.250	2.125	1.687	1.125	0.375	0.375	0.438
1-9/16	2.375	2.000	2.500	2.375	2.000	1.375	0.375	0.438	0.500
1-11/16	2.500	2.125	2.625	2.500	2.000	1.375	0.375	0.438	0.500
1-13/16	2.625	2.250	2.750	2.625	2.125	1.500	0.375	0.438	0.500
1-15/16	2.750	2.375	2.937	2.812	2.125	1.500	0.375	0.438	0.500
2-1/16	3.000	2.500	3.125	3.000	2.375	1.687	0.500	0.500	0.562
2-3/16	3.125	2.625	3.250	3.125	2.375	1.687	0.500	0.500	0.562
2-5/16	3.250	2.750	3.375	3.250	2.500	1.812	0.500	0.500	0.562
2-7/16	3.375	2.875	3.500	3.375	2.500	1.812	0.500	0.500	0.562
2-9/16	3.375	3.000	3.750	3.625	2.750	1.937	0.500	0.562	0.625
2-11/16	3.500	3.125	3.875	3.750	2.750	1.937	0.500	0.562	0.625
2-13/16	3.750	3.250	4.000	3.875	2.875	2.062	0.500	0.562	0.625
2-15/16	3.875	3.375	4.187	4.062	2.875	2.062	0.500	0.562	0.625

Dimensions inside Norma ASTM (except "C" column).
The "c" column depends on the manufacturer of the pump.

Materials

-  Metallic Parts > Stainless Steel 304.
-  Spring > Stainless Steel 304.
-  Rotary Face > Phenolic Carbon, Graphite Carbide, Sintered Silicon Carbide.
-  Bellow > NBR (Nitrile®), FKM (Viton®), CR (Neopreno®), E.P.R (EPDM).
-  Seat > Ceramic, Sintered Silicon Carbide, Tungsten Carbide, Stainless Steel, Ni-Resist.

Operation limits

Velocity	Max. 3,600 R.P.M*
Pressure	125 PSI (8.8Kg/cm²)**
Temperature limits	-57 °C a 204 °C***

*Depends on the diameter of the shaft.

**It depends on the combination of material of the faces.

***Depends on the material of the elastomer.

Applications:

VAZEL Line "A16" mechanical seal is used in industrial pumps, rotating turbines, centrifuges or agitators. It works with hydraulic fluids and aqueous solutions, depending on the combination of materials.