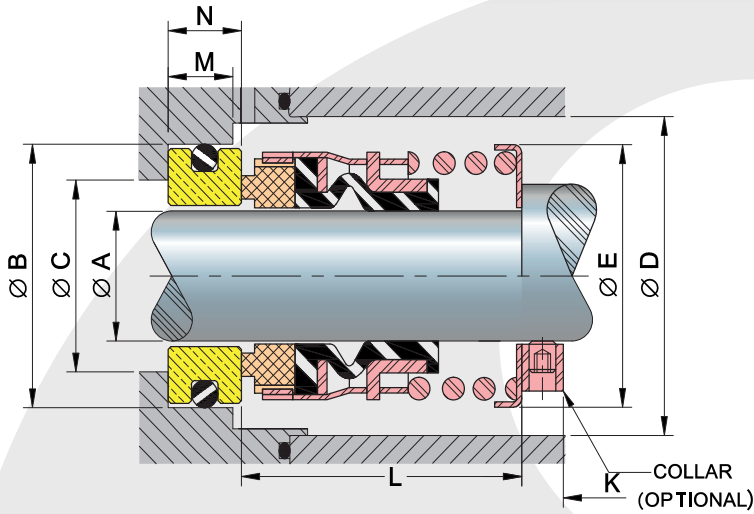


LINE A1mm








Dimensions (Mm)

A	B	C	D	E	L	K	M	N
±0.05	±0.05	REF.	MIN.	MAX.	±0.5	±0.12	±0.12	±0.38
15	31.75	23.80	34.11	30.94	33.32	7.92	8.74	10.31
16	31.75	23.80	34.11	30.94	33.32	7.92	8.74	10.31
18	34.93	26.97	37.29	34.11	33.32	9.53	8.74	10.31
19	34.93	26.97	37.29	34.11	33.32	9.53	8.74	10.31
20	34.93	26.97	37.29	34.11	33.32	9.53	8.74	10.31
22	38.10	30.15	42.06	38.89	34.93	9.53	8.74	10.31
24	41.28	33.32	44.45	41.28	39.67	9.53	9.53	11.13
25	41.28	33.32	44.45	41.28	39.67	9.53	9.53	11.13
26	44.45	36.50	47.50	44.32	41.28	9.53	9.53	11.13
28	44.45	36.50	47.50	44.32	41.28	9.53	9.53	11.13
30	47.63	39.67	50.80	47.63	41.28	9.53	9.53	11.13
32	47.63	39.67	50.80	47.63	41.28	9.53	9.53	11.13
33	50.80	42.85	53.98	50.80	42.85	9.53	9.53	11.13
35	50.80	42.85	53.98	50.80	42.85	9.53	9.53	11.13
38	53.98	46.02	57.15	53.98	42.85	9.53	9.53	11.13
40	60.33	50.80	63.50	60.33	50.80	9.53	11.13	12.70
42	60.33	50.80	63.50	60.33	50.80	9.53	11.13	12.70
43	63.50	53.98	66.68	63.50	50.80	9.53	11.13	12.70
45	63.50	53.98	66.68	63.50	50.80	9.53	11.13	12.70
48	66.68	57.15	69.85	66.68	53.98	9.53	11.13	12.70
50	69.85	60.33	74.60	71.42	53.98	9.53	11.13	12.70
52	76.20	63.50	79.38	76.20	60.33	12.70	12.70	14.27
53	76.20	63.50	79.38	76.20	60.33	12.70	12.70	14.27
55	76.20	63.50	79.38	76.20	60.33	12.70	12.70	14.27
58	82.55	69.85	85.73	82.55	63.50	12.70	12.70	14.27
60	82.55	69.85	85.73	82.55	63.50	12.70	12.70	14.27
63	85.73	73.03	88.90	85.73	63.50	12.70	12.70	14.27
65	85.73	73.03	95.25	92.08	69.85	12.70	14.27	15.88
68	88.90	79.38	98.43	95.25	69.85	12.70	14.27	15.88
70	88.90	79.38	98.43	95.25	69.85	12.70	14.27	15.88
75	98.43	85.73	106.35	103.17	73.03	12.70	14.27	15.88

Dimensions inside Norma ASTM (except "C" column).
The "c" column depends on the manufacturer of the pump.

Materials

-  Metallic Parts > Stainless Steel 304.
-  Spring > Stainless Steel 304.
-  Rotary Face > Graphite Carbide, Sintered Silicon Carbide, Tungsten Carbide.
-  Bellow > NBR (Nitrile®), FKM (Viton®), CR (Neoprene®), E.P.R (EPDM).
-  Seat > Ceramic, Sintered Silicon Carbide, Tungsten Carbide, Stainless Steel, Ni-Resist.

Operation limits

Velocity	Max. 3,600 R.P.M*
Pressure	250 PSI (17.6Kg/cm²)**
Temperature limits	-57 °C a 204 °C ***

- *Depends on the diameter of the shaft.
- **It depends on the combination of material of the faces.
- ***Depends on the material of the elastomer.

Applications:

VAZEL Line "A1mm" mechanical seal is used in industrial pumps, rotating turbines, centrifuges or agitators. It works with hydraulic fluids and aqueous solutions, depending on the combination of materials.

For any variation regarding what is described in this technical specification, please send an email to sales@vazel.com